



WORLD CARE
PET TRANSPORT®
The Heart of Your Move



PET TRAVEL GUIDE
What To Know Before You Go!

Your Pets Travel Guide

Introduction and Overview of our Services.....	1-3
Our Door-to-Door Service	4

Preparing Your Pet For Travel

What to Know Before You Go	5
What Size Travel Carrier Does My Pet Need?	6-8
Acclimating My Pet to the Travel Carrier	9

Boarding Your Pet for any Length of Time

Choosing the Right Boarding Facility & Required Vaccinations	10
--	----

Pet Friendly Airline Information

Where Does My Pet Fly?	11
Airline Delays/Flight Cancellations	11
Should I Sedate My Pet?.....	12
Medication	12
Rest Stops & Layovers	13
Airline Policies & Temperature Restrictions.....	13

Snub-Nosed Pets

Caring For Your Snub-Nosed Pet	14
--------------------------------------	----


Day of Your Pet's Travel

Travel Tips Before the Flight.....	15
Updates During Your Pet's Journey	16
Customs Clearance	16
Quarantine	16

What to Expect When My Pet Arrives Home

Travel Tips After the Flight	17
Adjusting to a New Home.....	18
Licensing & Registration	18
Dangers of Canine Bloat.....	19

Contact Us	20
-------------------------	----



What to Expect from the most TRUSTED Company Worldwide

WorldCare Pet is **THE MOST TRUSTED** Pet Relocation company in the world because at the heart of everything that we do, is our mission to safeguard the ones that you love! That is our solemn promise to you.

For 25 years, we have adored reuniting families with their furry loved ones internationally and within the USA and Canada. We've embraced every pet that we've moved – tens of thousands of them - as members of our **WorldCare Family**.

Now, we're thrilled to be planning your pet's relocation. 😊

This is what you can expect from WorldCare

- ♥ **Comprehensive Door-to-Door Service:**
A dedicated **Senior Pet Relocation Counselor** will be your single point of contact, handling your pet's entire journey anywhere in the world. Your Counselor will carefully handle all travel health documents, government endorsements, veterinary appointments, flight scheduling, and a suitable travel carrier for your pet. Should your pet require quarantine or boarding, this will be seamlessly arranged. Plus, WorldCare will ensure a comfortable collection and delivery of your beloved pet.
- ♥ **Best Pricing Practices:** Our services are very competitively priced to ensure we meet your diverse budgetary needs.
- ♥ **24/7 Coverage:** Once your pet begins their journey, you will be instantly added to our **24/7 WhatsApp Group** so you can receive real-time updates and pictures while your pet is in transit.
- ♥ **Our Commitment to YOU and your PETS:** We pledge unwavering love and compassion for your pets, AND, we promise to treat YOU with honesty, respect, kindness, and reliability at every step of our journey together.

 [Click here to request a quote!](#)



Rated Best in Class

Here at WorldCare Pet, the love of animals is ingrained in our DNA.

It is this endless loving and compassionate spirit for all animals that runs throughout our entire organization, and which drives us to excellence in everything we do.

We approach each pet relocation with the highest standards of safety and care for your furry loved one.

Our philosophy has made us the most sought after five-star pet relocation company in the world. We have received the highest customer satisfaction scores consistently for over 25 years, with a [4.9 superior rating in Google](#).


WorldCare will truly be the **Heart of Your Move**.

Raving Reviews from our Customers



“Giulia was absolutely amazing. I dealt with many different agents for my move and she was by far the best - this was very important to me as the safe relocation of my cat is far more important to me than my sofa getting to Canada on time.” – C.C. UK to Canada

“I cannot thank the entire WorldCare Pets team enough for bringing our dog home safe to us! The experience of traveling a pet overseas can be an overwhelming and anxious process, but you brought peace throughout the entire time.” – K.V. Ireland to USA



“Best decision we ever made in connection with our move to Istanbul was to contact WorldCare Pet. Made the whole experience so much smoother and it was such a relief to be able to trust fully that our dog was in the best hands.” – P.A. China to Turkey

“Our experience from beginning to delivery of Ben and Tank with World Care Pet Transport was absolutely fantastic. This is the third pet relocation company we dealt with and World Care Pet was by far the best.” – L.B. Germany to USA



“Everything was wonderful. My whole entire relocation process has been a nightmare with the exception of this service. Professional and polite, the service took care of my most precious cargo for moving. Nala was also calm and seemed to have a stress-free trip” – H.K. USA to UK

“THE MOST AMAZING COMPANY EVERRRRR!! Do not hesitate for a second to use them to take care of every detail of your pet’s transportation. They will do it with care, love, attention to detail, giving you the reassurance you need in explaining everything along the way.” – S.V. USA to UK



Our Door-to-Door Service

Your pet's entire move will be handled by your Senior Pet Relocation Counselor assigned to your move, who will ensure that the utmost care, love and attention is given to your pet from start to finish.

Your Senior Pet Relocation Counselor will handle every part of your pet's journey from the doorstep of your current home to the doorstep of your new home, anywhere in the world.

We handle all the details in between including the necessary documents for export, import, government endorsement, flight bookings, quarantine (if required), customs clearance and final delivery to your doorstep for a joyous reunion.

How It Works

- ♥ We provide an International Air Travel Association (IATA) approved travel carrier.
- ♥ We pick-up from your home, friend or boarding facility at origin.
- ♥ We complete all export and import documents required for your pet's travels.
- ♥ We book the most pet-friendly airline and best routing.
- ♥ We tender your pet to their flight.
- ♥ You receive status updates, so you know where your pet is at all times by email, text, or WhatsApp.
- ♥ We organize comfort care rest stops at major airports when applicable.
- ♥ We handle customs clearance at your pet's destination when applicable.
- ♥ We will deliver your pet to your home for a joyous reunion.

 [Click here to request a quote!](#)

What To Know Before You Go

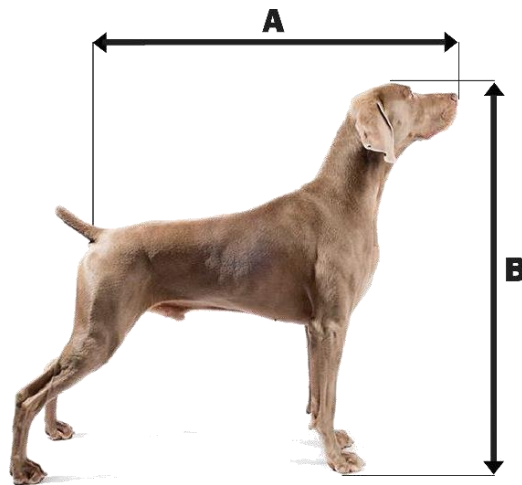
- 🐾 When moving a pet, it is always necessary to understand the country requirements for export (from the country of origin) and import (into the country of destination).
- 🐾 All countries can be placed into one of three categories regarding their risk of rabies: High Risk, Low Risk, and Rabies-Free. Understanding where your pet is coming from and going to will impact the timing of their move, and determine which documents, vaccinations, microchips, treatments and blood tests are necessary for your pet's upcoming trip. In some countries, a stay in quarantine is necessary, while others require a waiting period before pets can enter.
- 🐾 Your Pet Relocation Counselor will guide you through the entire process and ensure that all requirements are being met for a safe trip for your furry family member. You will be provided a comprehensive Country Guide that will outline all of the health and document requirements necessary to get your pet to a new country.



What Size Travel Carrier Does My Pet Need?

Like people, pets prefer to fly first class. Selecting the most appropriately-sized travel carrier for your pet's upcoming trip is an important first step toward ensuring your pet's comfort. The size of their carrier must be such that it will allow your pet to stand in a natural position, turn around and lie down with ease. There must be at least 3 to 4 inches of extra head room from the top of your pet's head to the top of the inside of the carrier and the same distance from the nose of your pet to the front gate of the carrier once your pet's rump is in the back of the carrier.

By following the chart below and providing us with your pet's accurate measurements (A and B) we can help you select the appropriate size travel carrier for your pet's trip. This will ensure that your pet meets airline requirements for the correct sized travel carrier and that your pet will travel comfortably.






(A) Length: Length of pet from tip of nose to root of tail

(B) Height: Height from ground to tallest point (head or tip of pointed ears)

***IMPORTANT—** If you are considering using your own travel carrier—even if your pet has traveled in this carrier in the past—please be aware that government, industry, and airline regulations are constantly changing, making some carriers non-compliant for travel. Your Pet Relocation Counselor will be able to review your travel carrier and confirm if it is airline approved.






To confirm that your travel carrier is the correct size, and an approved make and model, please provide WorldCare with the following details:

-  Measurements of your carrier (exterior dimensions – length x width x height)
-  Measurements of your pet (length x height)
-  A photo of the travel carrier with your pet inside the carrier and standing next to the carrier







 [Watch: Selecting the Correct Size Travel Carrier for your Pet](#)

Travel Carrier – Compliance with IATA Regulations

It is critical for your pet’s well-being, comfort and safety to travel in the most appropriate travel carrier for their trip. To be compliant with all IATA regulations, the travel carrier must meet the following guidelines:

-  **Size:** The carrier must allow your pet to stand in a natural position, turn around and easily lie down comfortably. General rule of thumb: no less than 3-4 inches of extra head room from the top of your pet’s head to the top of the inside of the carrier.
-  **Ventilation:** Must have ventilation with air holes on three sides and a metal gated door at the front.
-  **Material:** It must be hard plastic, solid wood, metal or plywood and be non-collapsible.
-  **Hardware/Sides:** Plastic clips and snap-on's are refused by airlines. All carriers must be secured by metal nuts and bolts with a minimum thickness of 12 mm (1/2 in) for dogs and 6 mm (1/4 in) for cats.
-  **Note:** Wheels or collapsible carriers are not accepted by the airline.
 - **All carriers must have the food and water cups that attach to the inside of the metal gate door.
 - **Some airlines will not accept wooden travel carriers.



-  **A solid, safe carrier that closes securely**
-  **No top loading door!**
-  **Ventilation on ALL sides**
-  **Metal bolts & nuts to secure top & bottom**
- **NOTE: Clips/Snap-on's are non-compliant**
-  **Door locking mechanism**
-  **Pet(s) must be able to stand, sit and lie down in a normal, unrestricted manner**

PETMATE - SKY SERIES SIZES:

#200	#300	#400	#500	#700
69 x 51 x 48 CM	81 x 56 x 59 CM	92 x 61 x 66 CM	102 x 69 x 76 CM	122 x 81 x 89 CM
27 x 20 x 19 IN	32 x 22 x 23 IN	36 x 24 x 26 IN	40 x 27 x 30 IN	48 x 32 x 35 IN

Travel Carrier – Accessories

Feeding & Watering: Two (2) fixed food and water cups or pails (plastic or metal) must be inside the travel carrier and accessible to pets. A drip water bottle may also be provided above the cups.



Absorbent Material: Bedding can be used as long as it does not affect the height requirements of the travel carrier.



Dry Food in a Clear Plastic Bag: A clear sealable bag should travel with your pet that has enough servings of dry food for each day that your pet will be travelling.



Stuffed animals, toys, bones, Air Tag/Smart Tag, litter box, or large beds are not allowed to accompany your pet.

Acclimating my Pet to the Travel Carrier

It is critical for your pet's well-being, comfort and safety to travel in the most appropriate travel carrier for their trip. If your pet will be home for the next few weeks, we always recommend getting your pet acclimated to the travel carrier to help reduce anxiety on the day of travel.

Keep the Carrier in a Common Area of Your Home:

By making sure the carrier is in a place where your pet will see it every day, your pet will become more comfortable with the look and smell of it. This will make the carrier more familiar to your pet.

Create a Daily Routine Using the Carrier:

Start feeding your pet each day inside the carrier. This will help your pet associate a happy routine with the carrier. If your pet is afraid of the carrier at first, remove the door and top half. You can put those pieces back on later as your pet gets more comfortable.

Keep Toys/Bedding in the Carrier:

By putting your pet's favorite toys or treats in the carrier, your pet will be more inclined to start going into the carrier on his/her own to play. If you put his/her favorite blanket or bed in the carrier, your pet will also get used to the idea of sleeping inside the carrier.

Practice Makes Perfect:

Assemble the carrier and allow your pet to spend at least 5-10 minutes a day there. Reward your pet with attention and treats when it comes out of the carrier. Take your pet on car rides with the carrier to help them acclimate to the sounds of travel.

Note: No toys, bones, large bedding or leashes can travel with your pet inside the travel carrier, both for the pet's safety and to meet airline safety requirements. Additionally, please do not include any irreplaceable items of sentimental value as the airlines can dispose of them.

Choosing The Right Boarding Facility & Required Vaccinations

If you are considering boarding your pet, it is important that you are comfortable with the services, accommodations and care that will be provided to your pet while you are away.

A few things to consider:

- 🐾 **Level of Professional Attention:** Trained staff will know how to care for and handle your pet while you are away. They should also attend to any special needs or medication requirements your pet may have.
- 🐾 **Proper Exercise & Diet:** A well-run facility will provide an adequate diet and exercise routine for your pet. Many facilities offer daily exercise and play time as a part of their services.
- 🐾 **Safety:** A good boarding facility will provide accommodations for your pet that are clean, sanitized and free from any loose material that your pet might ingest. Make sure that the boarding facility is in a safe location away from heavy traffic and noises. The perimeter should be securely fenced to prevent any pets from escaping.
- 🐾 **Vaccinations:** For safety reasons, all pets should be vaccinated prior to boarding. We recommend the following vaccinations:
 - 🐕 **Dogs—DHPPL** (Distemper, Hepatitis, Parvovirus, Para Influenza & Leptospirosis)
 - 🐕 **Dogs—BORDETELLA** (Kennel Cough)
 - 🐱 **Cats—FVRCP** (Feline Viral Rhinotracheitis , Calicivirus, and Panleukopenia)

WorldCare Pet strongly recommends that you take the time to visit the boarding facility to ask questions, meet the staff in person, ensure the facility is clean and safe, and check that the accommodations are comfortable and adequate for your pet's stay. It is also very important that you periodically call the boarding facility to check-up on your furry friend. WorldCare will also be calling the boarding facility, but your participation in this process helps ensure the well-being of your pet.



Where Does My Pet Fly?

Your pet will fly in the Pet Cabin area of the plane beneath the passenger cabin. This area is strictly devoted to transporting pets, and it is separated from other cargo and luggage. This space is quiet, dimly-lit, temperature-controlled, ventilated and pressurized. The pilots will have a manifest informing them of the type, name, breed and age of any pet on board. The dim-lighting, the steady hum of the engines and the comfortable temperature all combine to create an environment that is truly conducive to peaceful travel. For safety reasons, your pet travels with a fine netting that fits around its travel carrier, securely locking your pet in place during take-off, landing and any turbulence. Just like humans, pets also need to wear their seatbelts.



Airline Delays / Flight Cancellations

The safety of your pet is our absolute highest priority. We do everything we can to make each move as comfortable and stress-free as possible, but of course we can't control the weather. If extreme weather conditions will put your pet at risk, we may need to make alternate accommodations for your pet and adjust the time or date of your pet's departure and arrival. We endeavor to avoid any inconveniences, but we must follow airline regulations on this matter and ensure the best care is being provided to your pet.

We will always inform you when your pet's travel details need to change due to circumstances outside of our control. When needed, we can make the necessary boarding arrangements for your pet's well-being and comfort until new flights can be booked for your pet's upcoming journey. **Note:** During high traffic seasons and around holidays, pets can sometimes be bumped or have their flight changed by the airline with very little advanced notice to us. We will do our utmost to get your pet rebooked on the next available flight.

Should I Sedate my pet ?

Sedation: The use of tranquilizers and sedation to relax your pet are strictly prohibited. Nothing should be administered to your pet to reduce its ability to respond to its environment. Tranquilizers can increase the risk of heart and respiratory problems. According to Dr. Patricia Olsen with the American Humane Association,

"An animal's natural ability to balance and maintain equilibrium is altered under sedation and when the kennel is moved, a sedated animal may not be able to brace and prevent injury."

Pet anxiety can be more effectively controlled by acclimating your pet to his or her travel carrier in advance and by providing the WorldCare team with an article of clothing or a thin blanket or towel (no more than ½" thick) that smells like home. We will include this in the travel carrier so that your pet's carrier smells like home for the whole trip.



Medication: If your pet requires regular medication, please speak with your veterinarian about any potential risks you should be aware of and if your pet needs to take this medication during airline travel. When feasible, WorldCare Pet can arrange to attach your pet's medication to the top of the travel carrier and ask the airline personnel to administer it during an adequate layover. It is important to note that this responsibility ultimately lies with the airline and local Customs officials. WorldCare Pet is not responsible for any lost or confiscated medication.

Furthermore, it is up to the discretion of the carrying airline if they will agree to administer medication to your pet while in transit. Some medications (i.e., those with sedative-like qualities) can have dangerous side-effects for your pet given the different changes of altitude it will experience during the journey. For this reason, many airlines will refuse to accept your pet for travel if your pet shows signs of being under sedation.

Rest Stops & Layovers

- 🐾 When direct flights are not a feasible or a recommended option for your pet's safe journey, WorldCare Pet will arrange for a "Comfort Care Rest Stop" for your pet.
- 🐾 Airports such as Frankfurt, Amsterdam, Zurich, Houston, New York, Los Angeles, Istanbul, Dubai, Doha, London and many other locations have excellent on-site facilities making it a perfect rest stop for your pet. Each airport's pet hotel adheres to strict standards regarding hygiene and veterinary care, and each has experienced experts for your pet's organized care, feeding, toileting and shelter.



Airline Policies & Temperature Restrictions

- 🐾 Some airlines require an acclimation certificate in colder and hotter climates, and several carriers will not accept your pet for travel if the temperature at either the origin or destination side is above 85 degrees for non-snub-nosed pets and 75 degrees for snub-nosed pets, or if temperatures are below 45 degrees at some locations in the itinerary. **Note: Many airlines have now placed a full embargo on snub-nosed pets so please speak to your Senior Pet Relocation Counselor for other travel options.**
- 🐾 Certain airlines carry such temperature restrictions because they do not have temperature-controlled vans to transport pets to and from the aircraft. It doesn't mean that these airlines aren't pet friendly. It just means that they have some limitations when it comes to extreme temperatures.
- 🐾 WorldCare Pet will make the best possible decision when selecting your pet's flight itinerary based on your pet's age, breed, the season, the total length of the journey, and the departure and destination locations. Sometimes this means that we cannot book a non-stop flight for your pet – but we will always use our expertise and best judgment to determine what routing is in the best interest of your pet.

Caring For Your Snub-Nosed Pet

Due to the anatomy of snub-nosed (brachycephalic) pets, it is important to note that these pets face an elevated risk to their health when traveling. Whether it be by ground or air transport, brachycephalic breeds can experience difficulty breathing when acclimating to certain ambient conditions.

These breeds are best transported when temperatures do not exceed 75° degrees F (23° C) at any point during the transport. Stress, pre-existing medical conditions and advanced age can exacerbate these conditions during travel. Please carefully review the risks with your WorldCare Pet team member as we will request an acknowledgement letter be signed by the pet owner before moving forward with the move of such a breed.







NOTE: Many airlines hold embargos against brachycephalic breeds from April – September

Recommended precautions when moving a snub-nosed pet:







- 🐾 We recommend bringing your pet to their veterinarian for a comprehensive exam and blood work. This could bring to light any underlying health conditions which may not be apparent during a routine physical health exam.
- 🐾 We recommend an IATA compliant travel carrier that is at least 1-2 sizes larger than required. This will allow adequate air space around your pet, which will increase ventilation and facilitate their breathing. Once we have your pet's measurements, we can confirm the most suitable carrier for his/her trip.
- 🐾 Air travel is recommended when it is cooler out - late night or early morning flights, and at cooler times of year when possible.
- 🐾 Abstain from feeding 4-6 hours prior to departure to reduce the chance of vomiting and aspiration.
- 🐾 Absolutely no tranquilizers/sedatives should be used, as they may affect breathing and lower blood pressure. These medications may also have adverse effects at different altitudes and are highly discouraged by the American Veterinary Association.

Brachycephalic (snub-nosed) breeds include, but are not limited to, the following:




DOGS:

 [Affenpinscher](#)
 [American Bulldog](#)
 [Boston Terrier](#)
 [Boxer](#)
 [Brussels Griffon](#)
 [Bulldog](#)
 [Lhasa Apso](#)
 [Neapolitan Mastiff](#)
 [Pekingese](#)

 [Rottweiler](#)
 [Shar-Pei](#)
 [Valley Bulldog](#)
 [Bullmastiff](#)
 [Cavalier King Charles Spaniel](#)
 [Cane Corso](#)
 [Presa Canario](#)
 [Dogo Argentino](#)
 [Dogue de Bordeaux](#)
 [English Toy Spaniel](#)

 [French Bulldog](#)
 [Japanese Chin](#)
 [Chow Chow](#)
 [Pug](#)
 [Shih Tzu](#)
 [Tibetan Spaniel](#)

CATS:

 [British Shorthair](#)
 [Himalayan](#)
 [Persian](#)

Travel Tips Before the Flight

A pet's travel day can bring feelings of both excitement and worry for the pet owner. Please rest assured that these feelings are perfectly normal, and many healthy pets handle airline travel happily when cared for and transported the proper way. WorldCare Pet will make travel arrangements with your pet's safety and comfort as our **FIRST** priority. Some travel tips to help prepare your pet for a comfortable journey include:

- ♥ **Pick-Up:** Please keep your pet in a secure area when we arrive, so they can safely be placed inside his or her travel carrier. If your pet is not acclimated to its travel carrier, you may be asked to place them in their carrier prior to pick up.
- ♥ **Nail Clipping:** A day or two before your pet's move, we **STRONGLY RECOMMEND** getting their nails clipped. This will prevent injury to your pet if he/she is more inclined to scratch or claw the inside of the travel carrier while inside.
- ♥ **Haircut:** If you are moving from a cold or mild climate to a warmer one and have a long-haired pet, we recommend giving your pet a haircut prior to the move. This will help your pet adjust to the hotter temperature better and provide a more comfortable climate for your pet while getting used to the new environment.
- ♥ **Alleviating Anxiety:** Please provide us with an article of clothing or an old blanket or towel that smells like home. We will put this in your pet's travel carrier on the day of transport so your pet will travel with this familiar smelling article. It will act as extra padding for your pet's comfort and will help to alleviate anxiety during travel. It may get soiled during travel and disposed of, **so please don't send any items of value.**
- ♥ **Food:** Please provide us with your pet's favorite dry food or treat in a plastic zip lock baggie. For pets with routings that have rest stops, airlines will feed pets at their discretion. **No wet or raw food will be accepted for travel.**
- ♥ **Collar and ID tags and any Air Tag/Smart Tag:** It is recommended that you remove your pet's collar and ID tag as they present a potential risk of getting caught on the front gate door. Your pet will be readily identifiable by their microchip and the paperwork attached to the travel carrier.
- ♥ **Dog Leashes:** You can provide us with a leash for your pet, however, our partners will come equipped with slip leads as **the airlines tend to lose them.** If you opt to provide us with a leash, it is a good idea to have a spare leash on hand in case your pet arrives home without one.
- ♥ **Feeding/Water Before Flight:** For your pet's comfort, air travel on an almost empty stomach is recommended. The age and size of your pet as well as the time and distance of the flight and your pet's regular dietary routine will be considered when feeding recommendations are made. Allowing your pet to have water before a flight is fine.
- ♥ **Toys/Bones:** Do **NOT** provide us with any toys, bones or other items that your pet can potentially choke on during travel. These items will **NOT** be allowed to travel with your pet.

Updates During Your Pet's Journey

The WorldCare team will email you a detailed trip itinerary for your pet in advance of his/her move which outlines your pet's complete travel details and flight(s) to ensure you are fully comfortable with every aspect of your pet's travels.

Our team will keep you updated on the status of your pet via **text, WhatsApp, WeChat or e-mail** during every step of your pet's journey and include photos when possible.

****Note: Photos are not always possible during the Customs clearance processes per Customs regulations. Photos may be sent after clearance is completed.**



Customs Clearance

Our team will make every effort to get your pet cleared as quickly as possible. On average, Customs clearance may take up to four (4) to six (6) hours but may vary by location.

You will receive updates via your preferred method and a phone call from our WorldCare partner on the date of your pet's delivery once Customs has been cleared and our driver is en route to your residence for a happy reunion in your new home!

Quarantine

Quarantine rules and terms can be extremely complicated and vary depending on country of origin and country of destination. Your WorldCare team member will guide you through any necessary quarantine regulations and will organize quarantine bookings and permit applications when necessary.

Travel Tips After the Flight




- ♥ **Feeding & Watering (Dogs Only):** Do not over-feed or over-hydrate your pet upon arrival home. It is strongly recommended to feed your pet in small increments (i.e., ½ portion of their food) followed by water one hour after their meal. Do not encourage rapid eating and/or drinking.
- ♥ **Exercise (Dogs Only):** A short walk upon arrival can not only help your dog release nervous energy but can also reduce any swelling of the joints that might have occurred during travel. Wait one hour after a meal or giving water before engaging your dog in any vigorous activity.
- ♥ **Monitor for first 24 hours:** We suggest keeping a close eye on your pet over the first 24 hours to make sure your furry family member is adjusting well after the journey. Some appetite loss and jet-lag can be a common side-effect of travel, but if in doubt, have your pet checked by a veterinarian, particularly if you observe abnormal behavior spanning more than 24 hours.
- ♥ **Pets thrive on routines & habits:** Try to get back to your pet's regular schedule as soon as possible—walks, feeding, watering and play time will bring normalcy back into your furry companion's life after the move. Type text here
- ♥ **Don't wash familiar beds & blankets:** To help your cat or dog adjust to their new environment, we recommend keeping a familiar scent on their favorite items. This will help your pet transition better into his/her new home.
- ♥ **Confinement to a single room:** If your dog or cat does not adapt well to change, consider confining your pet to a single room in your house with his/her favorite bed, toys and feeding bowls. Slowly introduce your pet to the new surroundings over a 2 to 3-day period. This will feel less overwhelming and help your pet adapt better to their new environment.
- ♥ **Monitor outdoor temperature:** Minimize your pet's activity on hot, humid days. If possible, allow your pet to acclimate gradually to high temperatures. Heat related illnesses are common in the spring when the animal has not had sufficient time to acclimate to the warmer temperatures. After traveling to a warmer climate, allow your pet several days to become acclimated before allowing any vigorous exercise. Allow your pet to have access to cooler temperatures when possible.
- ♥ **Keep an eye on your pet:** Make sure your pet is not experiencing any signs of discomfort or abnormal behavior.

Adjusting to a New Home

Nothing is more important to a pet's sense of safety and comfort than the sight, smell and sound of familiar things. While moving can be stressful on your pet, your pet may find it even more difficult to adapt to new surroundings. Signs that may indicate your pet is struggling with this new transition may include, but are not limited to, the following:

-  Heightened separation anxiety
-  Constant barking
-  Territory marking
-  Prolonged hiding
-  Not eating, losing fur or being aggressive

It is important to be considerate of your pet's needs while they adjust to this change, and by following a few of our suggestions below, you can help your pet adjust to his or her new home more easily. Some suggestions include:

-  If your house still needs unpacking or your movers are there, we recommend confining your pet to a single room with all its favorite things. It will make your pet feel safer to be away from the chaos of moving-day activities, and it reduces the possibility of escape if a door is left open or if your pet decides to bolt because of stress.
-  Pets are creatures of habit. Try to keep up your pet's regular routine as far as feeding, walks and play time activities. Designate one spot in your new home for their favorite and familiar bedding and toys, and provide as much routine, comfort and security as you can while your pet adjusts to this new change.
-  Allow your pet to slowly get used to each room on its own terms and explore the new environment. Dogs should be leashed when walking outside and given the opportunity to explore their new neighborhood gradually.






















Licensing & Registration

After your pet has arrived to your new home, it is important to determine if any registration or licensing may be necessary in the town, city or country that you are living in. Please check with your local municipality after your pet's arrival for any registration and licensing requirements. In most cases, WorldCare Pet is not authorized to assist with pet licensing or registration.






Dangers of Canine Bloat

Canine Bloat (Gastric Dilatation and Volvulus, or GDV) affects deep-chested, giant and large breeds of dogs (Great Danes, Golden Retrievers, German Shepherds, Standard Poodles, etc). The accumulation of gas can cause the stomach to rotate or twist on its axis, which is referred to as torsion/volvulus.

Breeds Prone to Canine Bloat:

 Afghan	 Great Dane	 Labrador Retriever
 Akita	 Great Pyrenees	 Newfoundland
 Alaskan Malamute	 German Shepherd	 Poodle (Standard)
 Bernese Mountain	 Golden Retriever	 Rottweiler
 Bloodhound	 Irish Setter	 Shiloh Shepherd
 Boxer	 Irish Wolfhound	 St. Bernard
 Doberman	 King Shepherd	 Weimaraner

Precautions to take to help prevent this deadly condition:

-  Wait at least one hour after eating or drinking before allowing exercise. This is the main factor shown to prevent bloat.
-  Don't encourage your dog to roll over. Though a low risk, the twisting action has been shown to lead to bloat. In fact, some veterinarians do not rotate a dog over their back while anesthetized due to this risk.
-  Feed 2-3 meals during the day rather than one large meal. However, be sure that you're taking the measured amount of daily food and dividing it into the meals rather than giving the once daily amount two or three times.
-  Don't allow excessive water drinking immediately before or after a meal. Abnormal amounts of water have the potential to delay breakdown of food and lead to gas production.
-  **DO NOT** raise the food bowl. While this was at one time thought to prevent bloat, a study in 2000 showed that this can increase the risk.



CONTACT US

Visit: www.WorldCarePet.com

E-mail us at

Welcome@WorldcarePet.com

Call us at

+1-203-745-2595

or

Toll Free at

+1 866-926-8845

Follow us and Check Out Our Reviews



 [Click here to request a quote!](#)